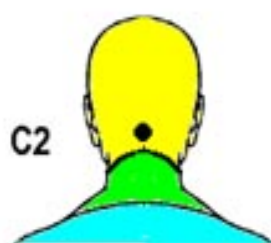
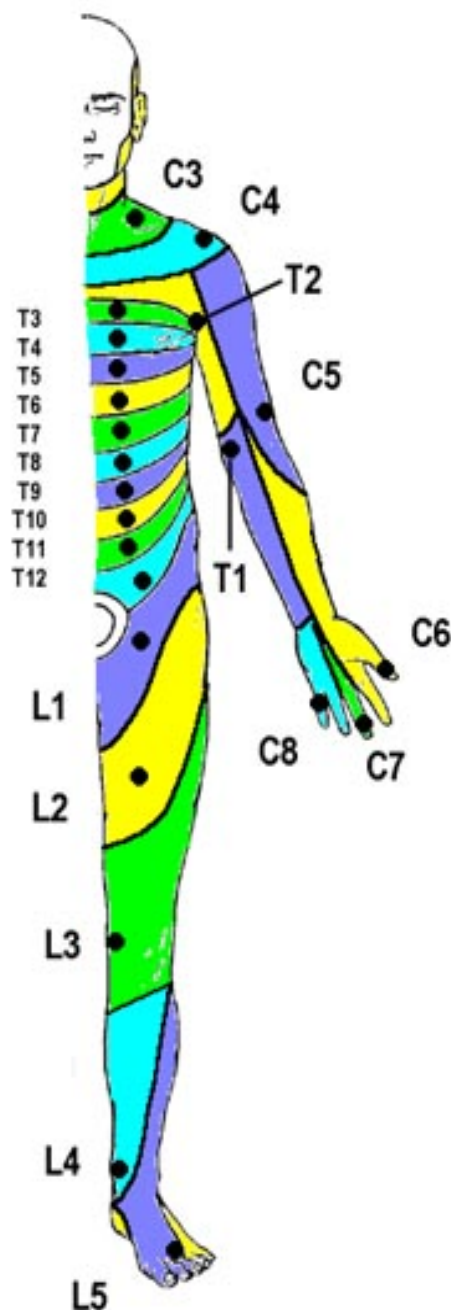
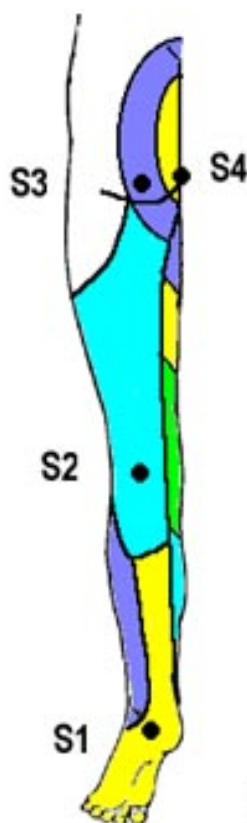


DERMATOME CHART



Upper Quarter Screen

- C2 - Occipital Protuberance
- C3 - Supraclavicular Fossa
- C4 - Acromioclavicular Joint
- C5 - Lateral Antecubital Fossa
- C6 - Thumb
- C7 - Middle Finger
- C8 - Little Finger
- T1 - Medial Antecubital Fossa
- T2 - Apex of Axilla



Lower Quarter Screen

- L1 - Upper Anterior Thigh
- L2 - Mid Anterior Thigh
- L3 - Medial Femoral Condyle
- L4 - Medial Malleolus
- L5 - Dorsum 3rd MTP Joint
- S1 - Lateral Heel
- S2 - Popliteal Fossa
- S3 - Ischial Tuberosity
- S4-5 - Perianal Area

Note: test dermatomes at dots